

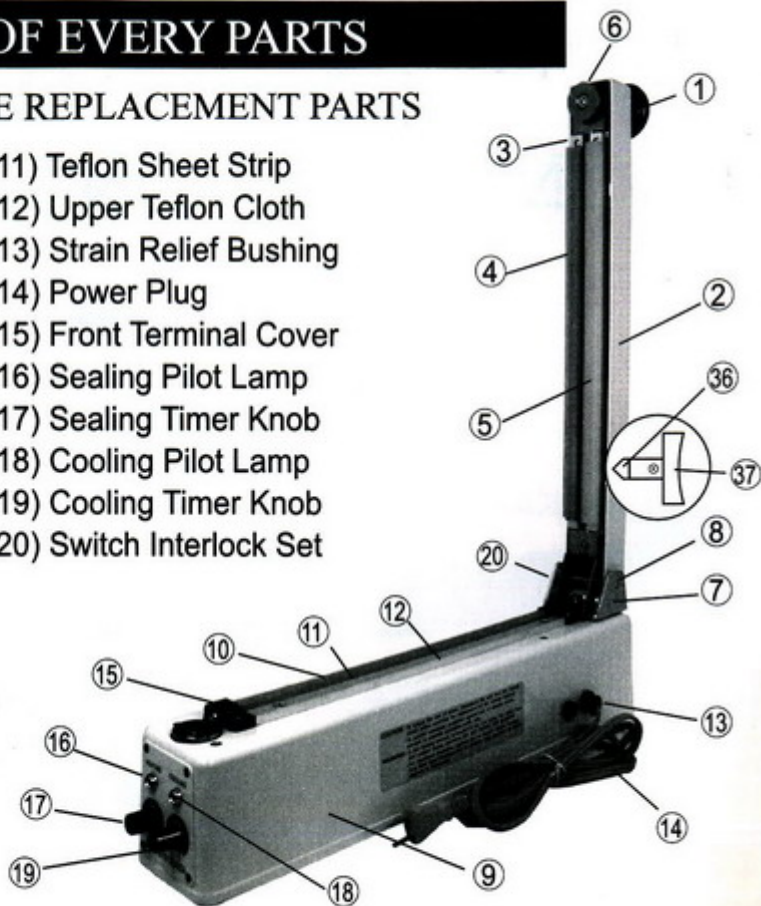
1.


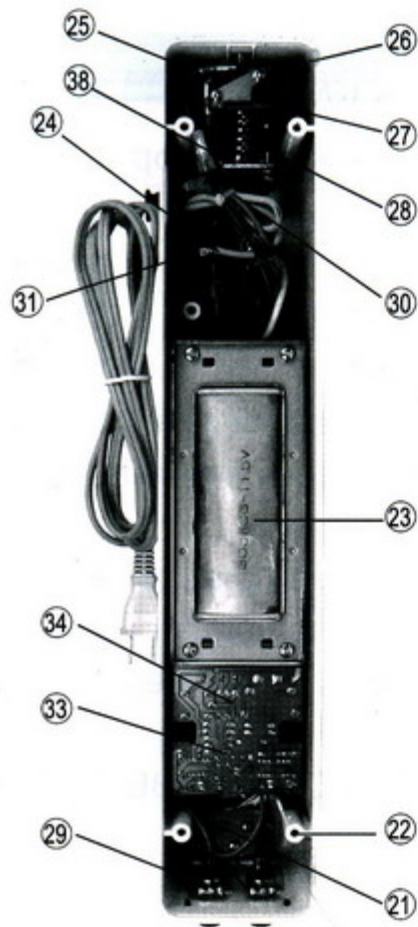
DESCRIPTION OF EVERY PARTS

USE ONLY GENUINE REPLACEMENT PARTS

- 1) Handle Knob
- 2) Platen Arm
- 3) Platen Pressing Spring
- 4) Sealing Rubber Holder
- 5) Sealing Silicon Rubber
- 6) Magnetic Hold Plate
- 7) Hinge Pin
- 8) Hinge Bracket
- 9) Enclosure Body
- 10) Fixed Teflon Cloth Plate

- 11) Teflon Sheet Strip
- 12) Upper Teflon Cloth
- 13) Strain Relief Bushing
- 14) Power Plug
- 15) Front Terminal Cover
- 16) Sealing Pilot Lamp
- 17) Sealing Timer Knob
- 18) Cooling Pilot Lamp
- 19) Cooling Timer Knob
- 20) Switch Interlock Set





- 21) Solenoid
- 22) Solenoid Fixed Plate
- 23) Transformer
- 24) Spring Plate
- 25) Limited Switch
- 26) Switch Bracket
- 27) Switch Insulation
- 28) Return Spring
- 29) Variable Resistor
- 30) Heater Terminal Assembly
- 31) Fuse Holder
- 32) Bottom Cover
- 33) PCB Set
- 34) Relay
- 35) Rubber Foot
- 36) Cutting Blade
- 37) Cutting Handle
- 38) Rubber Knob

No.	Description	Part Number
1	Handle Knob	
2	Casting Arm	*ARM400MC
3	Platen Pressing Spring	*PLATESPC
4	Sealing Rubber Holder	*PLATEN3C
5	Sealing Silicon Rubber	*SR400MC
6	Magnetic Hold Plate	*MAG-MC
7	Hinge Pin	*PART#7
8	Hinge Bracket	*HINGE3C
9	Enclosure Body	*BD400MC
10	Fixed Teflon Cloth Plate	*MAPLTE3C
11	Teflon Sheet Strip	*TFL400MC
12	Upper Teflon Cloth	*TF400MC
13	Strain Relief Bushing	*CORDHOLD
14	Power Plug	*CORD
15	Front Terminal Cover	*MC#15
16	Sealing Pilot Lamp	
17	Sealing Timer Knob	*KNOB
18	Cooling Pilot Lamp	
19	Cooling Timer Knob	*KNOB
20	Switch Interlock Set	*MC#20
21	Solenoid	*MC#21
22	Solenoid Fixed Plate	*MC#22
23	Transformer	*TR400MC
24	Spring Plate	
25	Limited Switch	*MICRO-H
26	Switch Bracket	*PART#26
27	Switch Insulation	*PART#27
28	Return Spring	*MOVESP3C
29	Variable Resistor	*VRIM
30	Heater Terminal Assembly	*BOW-SET
31	Fuse Holder	*FUSE-F
32	Bottom Cover	*COVER3C
33	PCB Set	*PCB-MC
34	Relay	
35	Rubber Foot	*FOOT-H3
36	Cutting Blade	*BLADE
37	Cutting Handle	*BHOLDER
38	Rubber Knob	